



---

# Housing Allies Meeting

CDA 1st Quarter Meeting – March 19, 2024



Built Nation's First Homeowner Acquisition Fund



We build systems, communities & homes

# 2023 Highlights

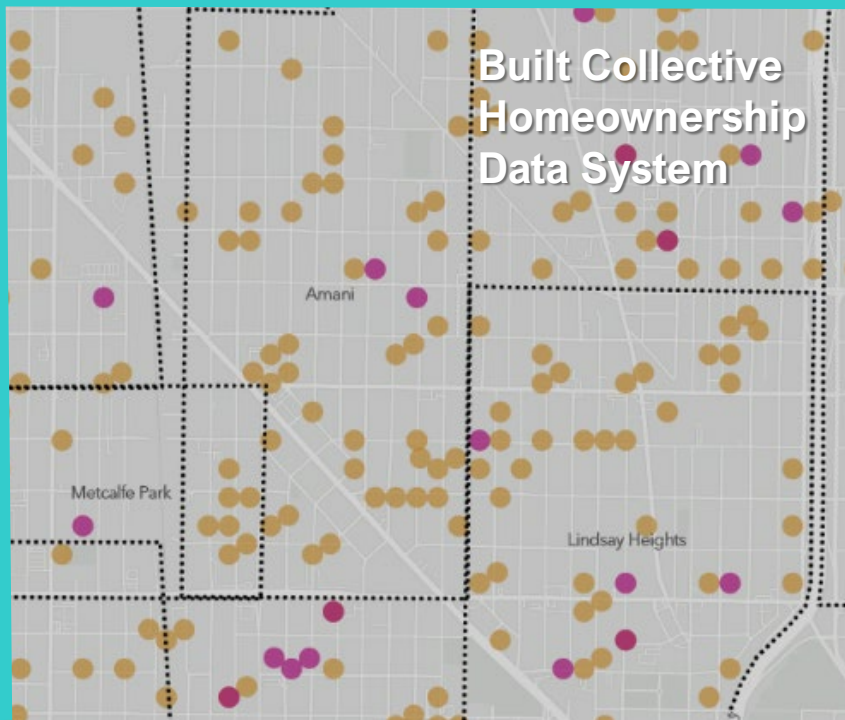


Doubled Production of Entry Level Homes. 166 Homes in pipeline

Built Comprehensive Resident Collaboration System



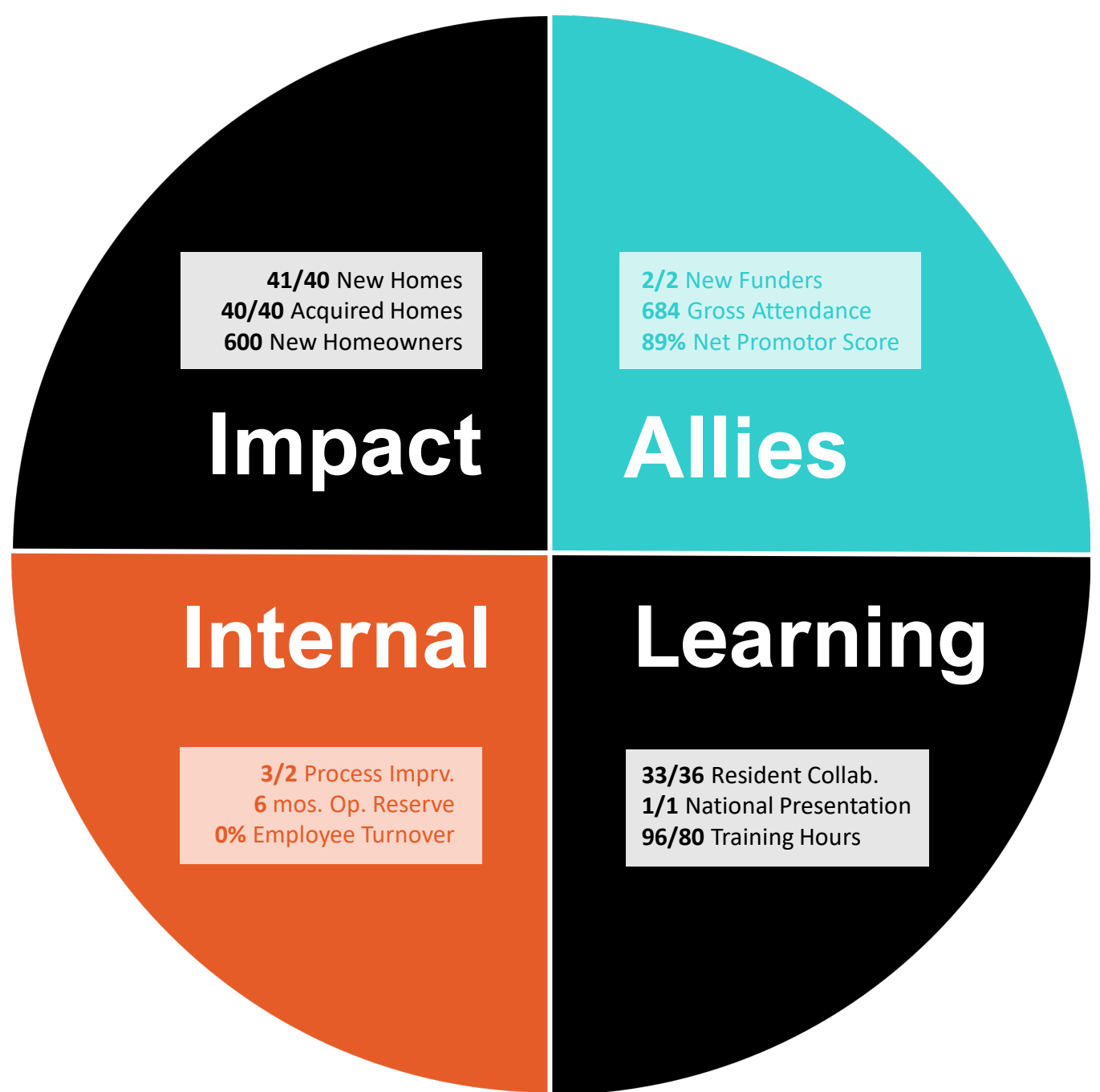
Built Collective Homeownership Data System

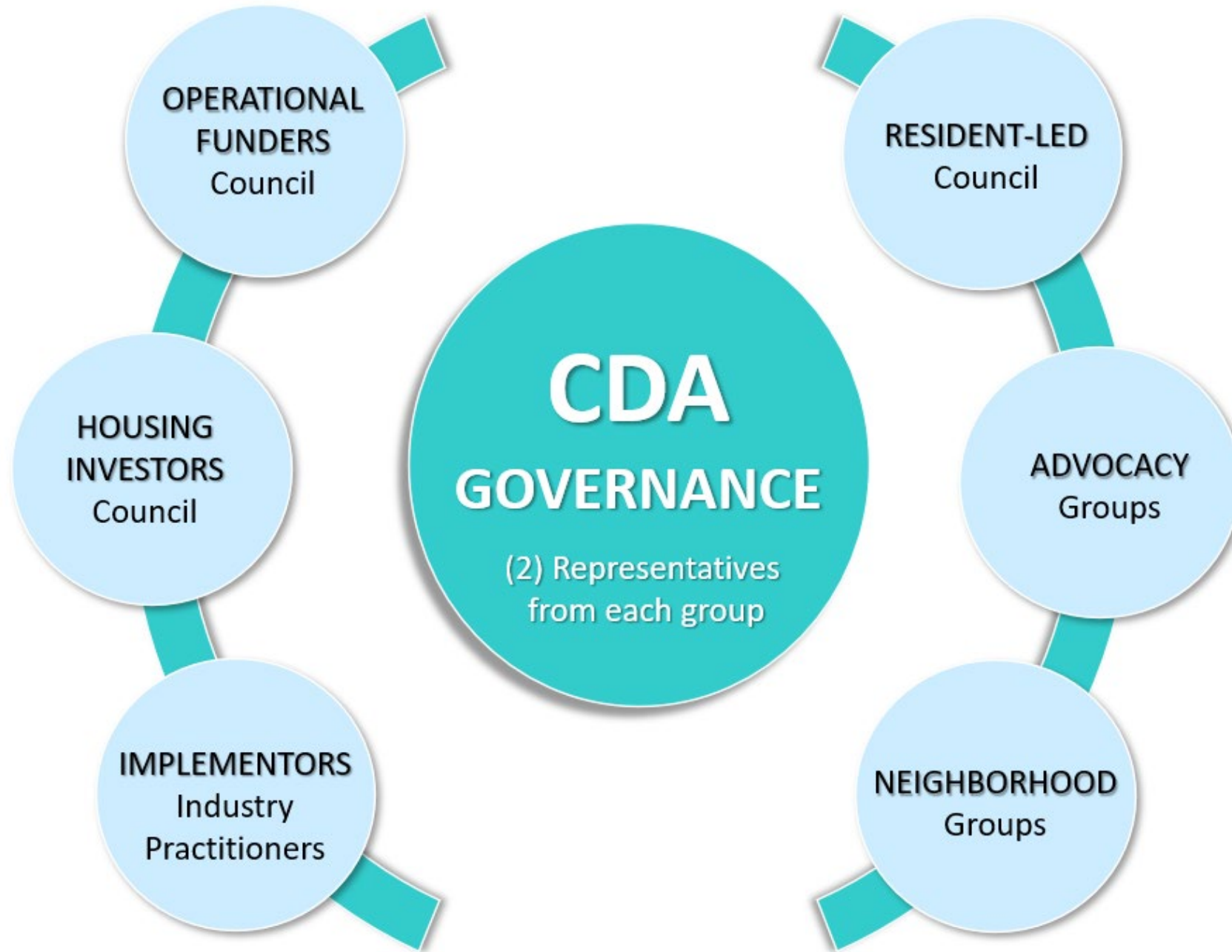


Invested \$26 Million since 2022



# 2023 Balanced Score Card





## Director of Policy & Advocacy

### Position Profile

March 2024



## Director of Operations

### Position Profile

March 2024



	Individuals	Percent
<b>Clients who have purchased homes</b>		
Hispanic/Latino	362	33%
Black or African American Non-Hispanic	441	41%
Asian Non-Hispanic	80	7%
White Non-Hispanic	171	16%
More than one race Non-Hispanic	14	1%
Other	12	1%
Chose not to respond	8	1%
<b>Total</b>	<b>1088</b>	<b>100%</b>
<b>Clients who have NOT purchased homes</b>		
Black or African American Non-Hispanic	1962	64%
Hispanic/Latino	761	25%
White Non-Hispanic	214	7%
Asian Non-Hispanic	33	1%
More than one race Non-Hispanic	49	2%
American Indian or Alaskan Native Non-Hispanic	7	0%
Native Hawaiian or Other Pacific Islander Non-Hispanic	2	0%
Other	26	1%
Chose not to respond	8	0%
<b>Total</b>	<b>3062</b>	<b>100%</b>

## 18 Month Progress

- 1088 New Homeowners (84% POC)
- 3062 in counseling (93% POC)

# 18 Month Progress

Homebuyers (Total)	1,088	
Homebuyers with DPA	722	66%
Average DPA	\$9,971	
Median DPA	\$9,685	

DPA Sources	Count	Average	Median
HCRI	117	\$3,965	\$4,000
City of Milwaukee	427	\$6,476	\$7,000
WORTH	1	\$6,000	\$6,000
FHLB	402	\$7,702	\$6,500
Other	213	\$4,650	\$4,000
State ARPA	119	\$5,897	\$6,000

Average # of Sources	1.6
Median # of Sources	1

- 66% New Homeowners received Down Payment Assistance
- Median \$9,685



# Save the Date!

Next Generation Home Tour

April 11, 2024

9:00 AM – 1:00 PM